

EJR European Journal of Rheumatology

Volume 7 • Supplement 1 • February 2020

Pediatric rheumatology: A special
issue from the European Journal of
Rheumatology


- Pediatric antiphospholipid syndrome
- Pediatric macrophage activation syndrome
- Childhood IgG4-related disease
- Ultrasound in juvenile idiopathic arthritis
- Pediatric Behçet's disease
- Updates in linear scleroderma of the head
- Childhood-onset Takayasu Arteritis
- Localized scleroderma and arthritis
- Neonatal septic arthritis
- Baricitinib for COPA syndrome
- Adalimumab for Tolosa-Hunt syndrome

Editor in Chief

George C. Tsokos 


Division of Rheumatology, Beth Israel Deaconess Medical Center, Harvard Medical School, Boston, Massachusetts, USA

Guest Editor


Amr H. Sawalha 

Division of Rheumatology, Department of Pediatrics, Children's Hospital of Pittsburgh, University of Pittsburgh, Pittsburgh, PA, USA


Associate Editors

Xenofon Baraliakos 

Department of Rheumatology, Ruhr-University Bochum, Bochum, Germany

Hèctor Corominas 


Servei de Reumatologia, Hospital Universitari de la Santa Creu i Sant Pau, Barcelona, Catalonia, Spain

Christian Hedrich 

Department of Women's and Children's Health, Institute of Translational Medicine, University of Liverpool School of Life Sciences, Liverpool, UK. Department of Paediatric Rheumatology, Alder Hey Children's NHS Foundation Trust Hospital, Liverpool, UK

Bünyamin Kısacık 


Department of Rheumatology, Gaziantep Medical Park Hospital, Gaziantep, Turkey

Seung-Ki Kwok 


Seoul St. Mary's Hospital, The Catholic University of Korea, Seoul, Korea

Vasileios C. Kyttaris 

Division of Rheumatology, Beth Israel Deaconess Medical Center and Harvard Medical School, Boston, MA, USA

Roger A. Levy 

Department of Rheumatology, The State University of Rio de Janeiro, Rio De Janeiro, Brazil


Stmatis-Nick Liossis 

Division of Rheumatology, University of Patras School of Medicine, Patras University Hospital, Patras, Greece

Sahibi ve Sorumlu Yazı İşleri Müdürü: Ahmet Mesut Onat • Yayın türü: Yerel süreli • Basım yeri: Matsis Matbaa Hizmetleri San. ve Tic. Ltd. Şti, Tevfikbey Mah., Dr. Ali Demir Cad. No: 51, 34290 Sefaköy, İstanbul (+90 212 624 21 11) • Basım tarihi: Şubat 2020 Adres: Değirmişem Mah., Mithat Enç Cad. 5A, Gaziantep

Pierre Miossec 

Department of Immunology and Rheumatology, Edouard Herriot Hospital, Lyon, France

Ahmet Mesut Onat 


Department of Rheumatology, Gaziantep Medical Park Hospital, Gaziantep, Turkey

Carlo Perricone 


Rheumatology, Dipartimento di Medicina, University of Perugia, Perugia, Umbria, Italy

Amr H. Sawalha 

Division of Rheumatology, Department of Pediatrics, Children's Hospital of Pittsburgh, University of Pittsburgh, Pittsburgh, PA, USA


Amir Sharabi 

Division of Rheumatology, Beth Israel Deaconess Medical Center, Harvard Medical School, Boston, MA, USA; Department of Clinical Immunology, Tel Aviv University Sackler Faculty of Medicine, Tel Aviv, Israel

Yusuf Yazıcı 

NYU Hospital for Joint Diseases, New York, NY USA

Statistical Editor

İsmail Sarı 

Department of Rheumatology, Dokuz Eylül University School of Medicine, İzmir, Turkey

Owner and Responsible Manager

Ahmet Mesut Onat 

Professor in Rheumatology



Publisher
İbrahim KARA

Publication Director
Ali ŞAHİN

Editorial Development
Gizem KAYAN

Finance and Administration
Zeynep YAKIŞIRER ÜREN

Deputy Publication Director
Gökhan ÇİMEN

Publication Coordinators
Betül ÇİMEN
Özlem ÇAKMAK
Okan AYDOĞAN
İrem DELİÇAY
Arzu YILDIRIM

Project Coordinators
Sinem KOZ
Doğan ORUÇ

Graphics Department
Ünal ÖZER
Deniz DURAN
Beyzanur KARABULUT

Contact
Address: Büyükdere Cad. No: 105/9
34394 Mecidiyeköy, Şişli, İstanbul
Phone: +90 212 217 17 00
Fax: +90 212 217 22 92
E-mail: info@avesyayinlilik.com

Editorial Board

Julian Ambrus

Division of Allergy, Immunology and Rheumatology, Buffalo School of Medicine, Buffalo, NY, USA

Iannis Adamopoulos

Division of Rheumatology, Allergy and Clinical Immunology, University of California Davis School of Medicine, California, USA

Nurullah Akkoç

Division of Rheumatology and Immunology, Department of Internal Medicine, Dokuz Eylül University School of Medicine, Izmir, Turkey

Sibel Zehra Aydın

Division of Rheumatology, Ottawa University School of Medicine, Ottawa, Canada

Ernest Brahn

Department of Rheumatology, UCLA School of Medicine, CA, USA

Dimitrios Boumpas

Department of Internal Medicine and Rheumatology, Clinical Immunology and Allergy, University of Crete, Crete, Greece

Juan Jesus Gomez Reino Carnata

Division of Rheumatology, Department of Medicine, Hospital Clinico Universitario, Choupana, Santiago de Compostela, Spain

David D Cruz

Louise Coote Lupus Unit, St Thomas' Hospital, London, UK

Haner Direskeneli

Department of Rheumatology, Pendik Training and Research Hospital, Marmara University, Istanbul, Turkey

Paul Emery

Leeds Institute of Rheumatic and Musculoskeletal Medicine, University of Leeds, Leeds, UK

Doruk Erkan

Department of Rheumatology, Hospital for Special Surgery, New York, NY, USA

Eugen Feist

Department of Rheumatology, Cooperation Partner of the Otto-von-Guericke University, Magdeburg, Germany

Cem Gabay

Division of Rheumatology, Geneva University Hospitals, Geneva, Italy

Francesco Del Galdo

Leeds Institute of Rheumatic and Musculoskeletal Medicine, Leeds University, Leeds, UK

Conchi Castillo Gallego

Department of Rheumatology, Hospital Universitario La Paz, Madrid, Spain

Tamer A. Gheita

Department of Rheumatology, Cairo University School of Medicine, Giza, Egypt

Allan Gibofsky

Clinic of Rheumatology, Hospital for Special Surgery, New York, NY, USA

Dennis Mc Gonagle

Leeds Institute of Rheumatic and Musculoskeletal Medicine, Leeds University, Leeds, UK

Vedat Hamuryudan

Division of Rheumatology, Department of Internal Medicine, Istanbul University School of Medicine, Istanbul, Turkey

Nicholas Manolios

Department of Rheumatology, Westmead Hospital, Sydney, Australia

Hilal Maradit Kremers

Department of Health Sciences Research, College of Medicine, Mayo Clinic, Minnesota, USA

Marco Mattuci-Cerinic

Department of Experimental and Clinical Medicine, Division of Rheumatology AOUC, University of Florence, Florence, Italy

Pier Luigi Meroni

Department of Rheumatology, University of Milan Clinical Sciences and Community Health, Milan, Italy

Devyani Misra

Division of Gerontology and Rheumatology, Beth Israel Deaconess Medical Center, Harvard Medical School, Boston, Massachusetts, USA

Peter Nash

Physician And Rheumatologist, University Of Queensland School of Medicine, Brisbane, QLD, Australia

Seza Özen

Division of Pediatric Rheumatology, Department of Child Health and Diseases, Hacettepe University School of Medicine, Ankara, Turkey

Antonio Gonzales Martinez Pedroya

Division of Rheumatology, Department of Medicine, Hospital Clinico Universitario, Choupana, Santiago de Compostela, Spain

Claus Rasmussen

Department of Bioscience, Aarhus University, Aarhus, Denmark

Carlo Salvarani

Servizio di Reumatologia, Azienda Ospedaliera Arcispedale S. Maria Nuova, Emilia, Italy

Nancy Ann Shadick

Division of Rheumatology, Brigham and Women's Hospital, Harvard Medical School, Boston, USA

Yehuda Shoenfeld

Zabludowicz Center for Autoimmune Diseases, Sheba Medical Center, Sackler Faculty of Medicine, Tel-Aviv University, Tel-Aviv, Israel

Sekib Sokolovic

Clinic for Heart Diseases and Rheumatism, Clinical Center of University of Sarajevo, Sarajevo, Bosnia and Herzegovina

Isaac Ely Stillman

Department of Pathology and Cancer Research Institute, Beth Israel Deaconess Medical Center, Harvard Medical School, Boston, Massachusetts, USA

John H. Stone

Massachusetts General Hospital Rheumatology Unit, Harvard Medical School, Boston, MA

Elias Toubi

Division of Allergy and Clinical Immunology, Bnai Zion Medical Center, Haifa, Israel

Konstantinos Tselios

Centre for Prognosis Studies in the Rheumatic Diseases, Toronto Western Hospital, University Health Network, Toronto, ON, Canada

Panayiotis Vlachoyiannopoulos

National and Kapodistrian University of Athens, Athens, Greece

Alvin Wells

Board-certified Rheumatologist Director, Rheumatology and Immunotherapy Center, Franklin, WI, USA

Hasan Yazıcı

Department of Rheumatology, Istanbul University School of Medicine, Istanbul, Turkey

AIMS AND SCOPE

European Journal of Rheumatology (Eur J Rheumatol) is an international, open access peer reviewed journal committed to promoting the highest standards of scientific exchange and education. The journal is published quarterly on January, April, July and October.

The aim of the European Journal of Rheumatology is to cover various aspects of rheumatology for its readers, encompassing the spectrum of diseases with arthritis, musculoskeletal conditions, autoinflammatory diseases, connective tissue disorders, osteoporosis, translational research, the latest therapies and treatment programs. European Journal of Rheumatology publishes original articles, invited reviews, case based reviews, letters to the editor and images in rheumatology. The publication language of the journal is English.

The journal's target audience includes academicians, practitioners, specialists and students from all disciplines of rheumatology.

European Journal of Rheumatology adheres to the principles outlined by the guidelines of ICMJE, WAME, EASE and COPE.

European Journal of Rheumatology is currently indexed in PubMed Central, Web of Science-Emerging Sources Citation Index, EBSCO and CINAHL.

All published content of the European Journal of Rheumatology is available online at eurjrheumatol.org, free of charge.

Statements or opinions expressed in the manuscripts published in the European Journal of Rheumatology reflect the views of the author(s) and not the opinions of the editors, the editorial board and the publisher; the editors, the editorial board and the publisher disclaim any responsibility or liability for such materials.

European Journal of Rheumatology is an open access publication and the journal's publication model is based on Budapest Open Access Initiative (BOAI) declaration. Journal's archive is available online, free of charge at eurjrheumatol.org. European Journal of Rheumatology content is licensed under a Creative Commons Attribution-NonCommercial 4.0 International License.

The journal is printed on an acid-free paper.



Reprint requests and requests concerning advertising should be addressed to the publisher;

Address: Büyükdere Cad. 105/9 34394 Mecidiyeköy, Şişli, İstanbul, Turkey

Phone: +90 212 217 17 00

Fax: +90 212 217 22 92

e-mail: info@avesyayincilik.com

avesyayincilik.com

INSTRUCTIONS TO AUTHORS

European Journal of Rheumatology (Eur J Rheumatol) is an international, open access, peer reviewed journal committed to promoting the highest standards of scientific exchange and education. The journal is published quarterly on January, April, July and October.

The journal covers various aspects of rheumatology for its readers, encompassing the spectrum of diseases with arthritis, musculoskeletal conditions, autoinflammatory diseases, connective tissue disorders, osteoporosis, translational research, the latest therapies and treatment programs. European Journal of Rheumatology publishes original articles, invited reviews, case reports, letters to the editor and images in rheumatology. The publication language of the journal is English.

The editorial and publication processes of the journal are shaped in accordance with the guidelines of the International Council of Medical Journal Editors (ICMJE), the World Association of Medical Editors (WAME), the Council of Science Editors (CSE), the Committee on Publication Ethics (COPE), the European Association of Science Editors (EASE), and National Information Standards Organization (NISO). The journal conforms to the Principles of Transparency and Best Practice in Scholarly Publishing (doaj.org/bestpractice).

Originality, high scientific quality, and citation potential are the most important criteria for a manuscript to be accepted for publication. Manuscripts submitted for evaluation should not have been previously presented or already published in an electronic or printed medium. The journal should be informed of manuscripts that have been submitted to another journal for evaluation and rejected for publication. The submission of previous reviewer reports will expedite the evaluation process. Manuscripts that have been presented in a meeting should be submitted with detailed information on the organization, including the name, date, and location of the organization.

Manuscripts submitted to European Journal of Rheumatology will go through a double-blind peer-review process. Each submission will be reviewed by at least two external, independent peer reviewers who are experts in their fields in order to ensure an unbiased evaluation process. The editorial board will invite an external and independent editor to manage the evaluation processes of manuscripts submitted by editors or by the editorial board members of the journal. The Editor in Chief is the final authority in the decision-making process for all submissions.

An approval of research protocols by the Ethics Committee in accordance with international agreements (World Medical Association Declaration of Helsinki "Ethical Principles for Medical Research Involving Human Subjects," amended in October 2013, www.wma.net) is required for experimental, clinical, and drug studies and for some case reports. If required, ethics committee reports or an equivalent official document will be requested from the authors. For manuscripts concerning experimental research on humans, a statement should be included that shows that written informed consent of patients and volunteers was obtained following a de-

tailed explanation of the procedures that they may undergo. For studies carried out on animals, the measures taken to prevent pain and suffering of the animals should be stated clearly. Information on patient consent, the name of the ethics committee, and the ethics committee approval number should also be stated in the Materials and Methods section of the manuscript. It is the authors' responsibility to carefully protect the patients' anonymity. For photographs that may reveal the identity of the patients, signed releases of the patient or of their legal representative should be enclosed.

All submissions are screened by a similarity detection software (iThenticate by CrossCheck).

In the event of alleged or suspected research misconduct, e.g., plagiarism, citation manipulation, and data falsification/fabrication, the Editorial Board will follow and act in accordance with COPE guidelines.

Each individual listed as an author should fulfill the authorship criteria recommended by the International Committee of Medical Journal Editors

(ICMJE - www.icmje.org). The ICMJE recommends that authorship be based on the following 4 criteria:

1. Substantial contributions to the conception or design of the work; or the acquisition, analysis, or interpretation of data for the work; AND
2. Drafting the work or revising it critically for important intellectual content; AND
3. Final approval of the version to be published; AND
4. Agreement to be accountable for all aspects of the work in ensuring that questions related to the accuracy or integrity of any part of the work are appropriately investigated and resolved.

In addition to being accountable for the parts of the work he/she has done, an author should be able to identify which co-authors are responsible for specific other parts of the work. In addition, authors should have confidence in the integrity of the contributions of their co-authors.

All those designated as authors should meet all four criteria for authorship, and all who meet the four criteria should be identified as authors. Those who do not meet all four criteria should be acknowledged in the title page of the manuscript.

European Journal of Rheumatology requires corresponding authors to submit a signed and scanned version of the authorship contribution form (available for download through www.eur-jrheumatol.org) during the initial submission process in order to act appropriately on authorship rights and to prevent ghost or honorary authorship. If the editorial board suspects a case of "gift authorship," the submission will be rejected without further review. As part of the submission of the manuscript, the corresponding

author should also send a short statement declaring that he/she accepts to undertake all the responsibility for authorship during the submission and review stages of the manuscript.

European Journal of Rheumatology requires and encourages the authors and the individuals involved in the evaluation process of submitted manuscripts to disclose any existing or potential conflicts of interests, including financial, consultant, and institutional, that might lead to potential bias or a conflict of interest. Any financial grants or other support received for a submitted study from individuals or institutions should be disclosed to the Editorial Board. To disclose a potential conflict of interest, the ICMJE Potential Conflict of Interest Disclosure Form should be filled in and submitted by all contributing authors. Cases of a potential conflict of interest of the editors, authors, or reviewers are resolved by the journal's Editorial Board within the scope of COPE and ICMJE guidelines.

The Editorial Board of the journal handles all appeal and complaint cases within the scope of COPE guidelines. In such cases, authors should get in direct contact with the editorial office regarding their appeals and complaints. When needed, an ombudsperson may be assigned to resolve cases that cannot be resolved internally. The Editor in Chief is the final authority in the decision-making process for all appeals and complaints.

European Journal of Rheumatology requires each submission to be accompanied by a Copyright License Agreement (available for download <http://www.eurjrheumatol.org>). When using previously published content, including figures, tables, or any other material in both print and electronic formats, authors must obtain permission from the copyright holder. Legal, financial and criminal liabilities in this regard belong to the author(s). By signing the Copyright License Agreement, authors agree that the article, if accepted for publication by the European Journal of Rheumatology, will be licensed under a Creative Commons Attribution-Non Commercial 4.0 International License (CC-BY-NC).

Statements or opinions expressed in the manuscripts published in European Journal of Rheumatology reflect the views of the author(s) and not the opinions of the editors, the editorial board, or the publisher; the editors, the editorial board, and the publisher disclaim any responsibility or liability for such materials. The final responsibility in regard to the published content rests with the authors.

MANUSCRIPT PREPARATION

The manuscripts should be prepared in accordance with ICMJE-Recommendations for the Conduct, Reporting, Editing, and Publication of Scholarly Work in Medical Journals (updated in December 2019 - <http://www.icmje.org/icmje-recommendations.pdf>). Authors are required to prepare manuscripts in accordance with the CONSORT guidelines for randomized research studies, STROBE guidelines for observational original research studies, STARD guidelines for studies on diagnostic accuracy, PRISMA guidelines for systematic reviews and meta-analysis, ARRIVE guide-

lines for experimental animal studies, and TREND guidelines for non-randomized public behaviour.

Manuscripts can only be submitted through the journal's online manuscript submission and evaluation system, available at www.eurjrheumatol.org. Manuscripts submitted via any other medium will not be evaluated.

Manuscripts submitted to the journal will first go through a technical evaluation process where the editorial office staff will ensure that the manuscript has been prepared and submitted in accordance with the journal's guidelines. Submissions that do not conform to the journal's guidelines will be returned to the submitting author with technical correction requests.

Authors are required to submit the following:

- Copyright Agreement,
- Author Contributions Form, and
- ICMJE Potential Conflict of Interest Disclosure Form (should be filled in by all contributing authors)

during the initial submission. These forms are available for download at www.eurjrheumatol.org.

Preparation of the Manuscript

Title page: A separate title page should be submitted with all submissions and this page should include:

- The full title of the manuscript as well as a short title (running head) of no more than 50 characters,
- Name(s), affiliations, and highest academic degree(s) of the author(s),
- Grant information and detailed information on the other sources of support,
- Name, address, telephone (including the mobile phone number) and fax numbers, and email address of the corresponding author,
- Acknowledgment of the individuals who contributed to the preparation of the manuscript but who do not fulfil the authorship criteria.

Abstract: An abstract should be submitted with all submissions except for Letters to the Editor. The abstract of Original Articles should be structured with subheadings (Objective, Methods, Results, and Conclusion). Please check Table 1 below for word count specifications.

Keywords: Each submission must be accompanied by a minimum of three to a maximum of six keywords for subject indexing at the end of the abstract. The keywords should be listed in full without abbreviations. The keywords should be selected from the National Library of Medicine, Medical Subject Headings database (<https://www.nlm.nih.gov/mesh/MBrowser.html>).

Main Points: All submissions except letters to the editor and images in rheumatology should be accompanied by 3 to 5 "main points" which should emphasize the most noteworthy results of the study

and underline the principle message that is addressed to the reader. This section should be structured as itemized to give a general overview of the article. Since "Main Points" targeting the experts and specialists of the field, each item should be written as plain and straightforward as possible.

Manuscript Types

Original Articles: This is the most important type of article since it provides new information based on original research. The main text of original articles should be structured with Introduction, Methods, Results, and Discussion subheadings. Please check Table 1 for the limitations for Original Articles.

Statistical analysis to support conclusions is usually necessary. Statistical analyses must be conducted in accordance with international statistical reporting standards (Altman DG, Gore SM, Gardner MJ, Pocock SJ. Statistical guidelines for contributors to medical journals. *Br Med J* 1983; 7; 1489-93). Information on statistical analyses should be provided with a separate subheading under the Materials and Methods section and the statistical software that was used during the process must be specified.

Units should be prepared in accordance with the International System of Units (SI).

Review Articles: Reviews prepared by authors who have extensive knowledge on a particular field and whose scientific background has been translated into a high volume of publications with a high citation potential are welcomed. These authors may even be invited by the journal. Reviews should describe, discuss, and evaluate the current level of knowledge of a topic in clinical practice and should guide future studies. The main text should contain Introduction, Clinical and Research Consequences, and Conclusion sections. Please check Table 1 for the limitations for Review Articles.

Case-based Reviews: Case-based reviews are reports on rare cases or conditions that constitute challenges in diagnosis and treatment, incorporating a mini literature review of a particular area of the field. Please check Table 1 for the limitations for Case-based Reviews.

Letters to the Editor: This type of manuscript discusses important parts, overlooked aspects, or lacking parts of a previously published article. Articles on subjects within the scope of the journal that might attract the readers' attention, particularly educative

cases, may also be submitted in the form of a "Letter to the Editor." Readers can also present their comments on the published manuscripts in the form of a "Letter to the Editor." Abstract, Keywords, and Tables, Figures, Images, and other media should not be included. The text should be unstructured. The manuscript that is being commented on must be properly cited within this manuscript.

Images in Rheumatology: This type of submissions should present a striking image that may challenge and inform readers and contribute to their education. Please check Table 1 for the limitations for Images in Rheumatology.

Tables

Tables should be included in the main document, presented after the reference list, and they should be numbered consecutively in the order they are referred to within the main text. A descriptive title must be placed above the tables. Abbreviations used in the tables should be defined below the tables by footnotes (even if they are defined within the main text). Tables should be created using the "insert table" command of the word processing software and they should be arranged clearly to provide easy reading. Data presented in the tables should not be a repetition of the data presented within the main text but should be supporting the main text.

Figures and Figure Legends

Figures, graphics, and photographs should be submitted as separate files (in TIFF or JPEG format) through the submission system. The files should not be embedded in a Word document or the main document. When there are figure subunits, the subunits should not be merged to form a single image. Each subunit should be submitted separately through the submission system. Images should not be labeled (a, b, c, etc.) to indicate figure subunits. Thick and thin arrows, arrowheads, stars, asterisks, and similar marks can be used on the images to support figure legends. Like the rest of the submission, the figures too should be blind. Any information within the images that may indicate an individual or institution should be blinded. The minimum resolution of each submitted figure should be 300 DPI. To prevent delays in the evaluation process, all submitted figures should be clear in resolution and large in size (minimum dimensions: 100 × 100 mm). Figure legends should be listed at the end of the main document.

All acronyms and abbreviations used in the manuscript should be defined at first use, both in the abstract and in the main text.

Table 1. Limitations for each manuscript type

Type of manuscript	Word limit	Abstract word limit	Reference limit	Table limit	Figure limit
Original Article	3000	400 (Structured)	35	6	7 or total of 15 images
Review Article	5000	250	50	6	10 or total of 20 images
Case-based Reviews	2400	200	30	No tables	10 or total of 20 images
Letter to the Editor	500	No abstract	5	No tables	No media
Images in Rheumatology	500	No abstract	5	No tables	4 or total of 8 images

The abbreviation should be provided in parentheses following the definition.

When a drug, product, hardware, or software program is mentioned within the main text, product information, including the name of the product, the producer of the product, and city and the country of the company (including the state if in USA), should be provided in parentheses in the following format: "Discovery St PET/CT scanner (General Electric, Milwaukee, WI, USA)"

All references, tables, and figures should be referred to within the main text, and they should be numbered consecutively in the order they are referred to within the main text.

Limitations, drawbacks, and the shortcomings of original articles should be mentioned in the Discussion section before the conclusion paragraph.

References

While citing publications, preference should be given to the latest, most up-to-date publications. If an ahead-of-print publication is cited, the DOI number should be provided. Authors are responsible for the accuracy of references. Journal titles should be abbreviated in accordance with the journal abbreviations in Index Medicus/MEDLINE/PubMed. When there are six or fewer authors, all authors should be listed. If there are seven or more authors, the first six authors should be listed followed by "et al." In the main text of the manuscript, references should be cited using Arabic numbers in parentheses. The reference styles for different types of publications are presented in the following examples.

Journal Article: Rankovic A, Rancic N, Jovanovic M, Ivanović M, Gajović O, Lazić Z, et al. Impact of imaging diagnostics on the budget – Are we spending too much? *Vojnosanit Pregl* 2013; 70: 709-11.

Book Section: Suh KN, Keystone JS. Malaria and babesiosis. Gorbach SL, Barlett JG, Blacklow NR, editors. *Infectious Diseases*. Philadelphia: Lippincott Williams; 2004.p.2290-308.

Books with a Single Author: Sweetman SC. *Martindale the Complete Drug Reference*. 34th ed. London: Pharmaceutical Press; 2005.

Editor(s) as Author: Huizing EH, de Groot JAM, editors. *Functional reconstructive nasal surgery*. Stuttgart-New York: Thieme; 2003.

Conference Proceedings: Bengissson S, Sothemin BG. Enforcement of data protection, privacy and security in medical informatics. In: Lun KC, Degoulet P, Piemme TE, Rienhoff O, editors. *MEDINFO 92. Proceedings of the 7th World Congress on Medical Informatics*; 1992 Sept 6-10; Geneva, Switzerland. Amsterdam: North-Holland; 1992. pp.1561-5.

Scientific or Technical Report: Cusick M, Chew EY, Hoogwerf B, Agrón E, Wu L, Lindley A, et al. Early Treatment Diabetic Retinopa-

thy Study Research Group. Risk factors for renal replacement therapy in the Early Treatment Diabetic Retinopathy Study (ETDRS), Early Treatment Diabetic Retinopathy Study Kidney Int: 2004. Report No: 26.

Thesis: Yılmaz B. Ankara Üniversitesindeki Öğrencilerin Beslenme Durumları, Fiziksel Aktiviteleri ve Beden Kitle İndeksleri Kan Lipidleri Arasındaki İlişkiler. H.Ü. Sağlık Bilimleri Enstitüsü, Doktora Tezi. 2007.

Manuscripts Accepted for Publication, Not Published Yet: Slots J. The microflora of black stain on human primary teeth. *Scand J Dent Res*. 1974.

Epub Ahead of Print Articles: Cai L, Yeh BM, Westphalen AC, Roberts JP, Wang ZJ. Adult living donor liver imaging. *Diagn Interv Radiol*. 2016 Feb 24. doi: 10.5152/dir.2016.15323. [Epub ahead of print].

Manuscripts Published in Electronic Format: Morse SS. Factors in the emergence of infectious diseases. *Emerg Infect Dis* (serial online) 1995 Jan-Mar (cited 1996 June 5): 1(1): (24 screens). Available from: URL: <http://www.cdc.gov/ncidod/EID/cid.htm>.

REVISIONS

When submitting a revised version of a paper, the author must submit a detailed "Response to the reviewers" that states point by point how each issue raised by the reviewers has been covered and where it can be found (each reviewer's comment, followed by the author's reply and line numbers where the changes have been made) as well as an annotated copy of the main document. Revised manuscripts must be submitted within 30 days from the date of the decision letter. If the revised version of the manuscript is not submitted within the allocated time, the revision option may be canceled. If the submitting author(s) believe that additional time is required, they should request this extension before the initial 30-day period is over.

Accepted manuscripts are copy-edited for grammar, punctuation, and format. Once the publication process of a manuscript is completed, it is published online on the journal's webpage as an ahead-of-print publication before it is included in its scheduled issue. A PDF proof of the accepted manuscript is sent to the corresponding author and their publication approval is requested within 2 days of their receipt of the proof.

Editor in Chief: George C. Tsokos

Address: Division of Rheumatology, Beth Israel Deaconess Medical Center, Harvard Medical School, Boston, Massachusetts, USA

Phone: -

E-mail: editorialoffice@eurjrheumatol.org

Publisher: Ahmet Mesut Onat

CONTENTS

Editorial

- S1** Pediatric rheumatology: A special issue from the European Journal of Rheumatology
Amr H. Sawalha

Invited Reviews

- S3** Pediatric antiphospholipid syndrome
Jacqueline A. Madison, Yu Zuo, Jason S. Knight
- S13** Pediatric macrophage activation syndrome, recognizing the tip of the Iceberg
Courtney Crayne, Randy Q. Cron
- S21** Orbital inflammation and colitis in pediatric IgG4-related disease: A case report and review of the literature
Lissy Tille, Anja Schnabel, Martin W. Laass, Gabriele Hahn, Heike Taut, Anna Leszczynska, Jessica Pablik, Reinhard Berner, Normi Brück, Christian M. Hedrich
- S28** Musculoskeletal ultrasound in children: Current state and future directions
Emily Brunner, Tracy Ting, Patricia Vega-Fernandez
- S38** Pediatric Behçet's disease - clinical aspects and current concepts
Mehmet Yıldız, Oya Köker, Amra Adrovic, Sezgin Şahin, Kenan Barut, Özgür Kasapçopur
- S48** Linear Scleroderma of the Head - Updates in management of Parry Romberg Syndrome and En coup de sabre: A rapid scoping review across subspecialties
Daniel H. Glaser, Christina Schutt, Kaila Schollaert-Fitch, Kathryn Torok
- S58** Childhood-onset Takayasu Arteritis
Florence A. Aeschlimann, Marinka Twilt, Rae S. M. Yeung

Original Articles

- S67** Characteristics of coexisting localized scleroderma and inflammatory arthritis
Daniel Reiff, Courtney B. Crayne, Melissa L. Mannion, Randy Q. Cron
- S72** Neonatal septic arthritis: Indian perspective
Akash Rai, Debrup Chakladar, Souravi Bhowmik, Tanushree Mondal, Arnab Nandy, Biplab Maji, Avijit Hazra, Rakesh Mondal

Case-based Review

- S78** Baricitinib in therapy of COPA syndrome in a 15-year-old girl
Sophia Krutzke, Christoph Rietschel, Gerd Horneff

Case Report

- S82** Successful treatment of pediatric Tolosa-Hunt syndrome with adalimumab
Jameson Wiener, Randy Q. Cron